



ClearFlex™ Coatings

Original ClearFlex™

Blocks 99% UV Light Transmission

DESCRIPTION:

ClearFlex UV is an extremely durable, waterborne, clear urethane coating. It was designed to minimize the effects of harmful environmental elements, namely temperature, moisture, oxygen (oxidation), and especially light. **ClearFlex** is formulated to protect digital images that have been applied to vinyl, electrostatic transfer billboard art, and digitally printed wallpaper. This coating can minimize the effects of photodegradation and extend the life and overall durability of the media and ink combination. **ClearFlex UV** comes in a gloss version, D308, and a matte version, D310. This coating may be air-dried or force cured and is easily applied by brush, roll, spray, or by automated applicators (AquaSEAL™).

UV PROTECTION:

ClearFlex contains both ultraviolet absorbers (UVA's) and hindered amine light stabilizers (HALS) for the maximum in UV light protection. UVA's absorb harmful UV radiation to protect the coating and substrate. HAL's inhibit the breakdown in a coatings binder by means other than absorption. When applied at the recommended thickness, 1 mil DFT, media will be protected from premature fading for up to 3-5 years, blocking out 99% UV transmission.

PRINT DURABILITY:

ClearFlex protects digitally produced images, both interior and exterior, from abrasion, water, and premature fading while maintaining the flexibility of the media. It also "pops" the colors, giving a wet look to the print. While providing the below features it also maintains a lower cost per square foot in comparison to hard laminates.

ADVANTAGES:


- UV inhibiting
- Non-yellowing.
- Fast dry, low odor.
- Very flexible.
- Water proof.

VOC: 337 g/l - (2.8 lbs./gal.)

FLASH POINT: >240°F

COVERAGE: [theoretical at 1 mil DFT] 400 sq. ft./gal.

DRY TIME: [60°F at 50% RH and 1 mil DFT] 1 hr.



APPLICATION:

Always Test Before Production Use.

Application of **ClearFlex** varies depending on your company's production needs.

* Surfaces must be thoroughly dried prior to application.

Brushing: On smaller projects with fewer prints, brushing the **ClearFlex** on with a disposable 4" foam brush or foam paint pad is the best method. Apply slowly with light pressure to avoid bubbling.

Rolling: Use a 1/4" close nap roller for the best performance on medium to large surfaces. Always load the applicator with the maximum amount of coating as possible and apply with light pressure to obtain a smooth coat without air bubbles. Vigorous rolling and high pressure may produce trapped bubbles on the surface.

Mopping: For large or extra-large surfaces (i.e.: billboards) mopping the material on with squeegees is a recommended method of application if space allows. This method is fast and will give a smooth, even coat across the entire image.

Spraying: Using conventional air atomization equipment or HVLP spray equipment is a good method for application on outdoor murals, statues, and other three dimensional objects. Fluid tip size should be .045" - .060" at 30 pound atomizing pressure at 9- 12 cfm.

Automated: **ClearFlex** may be applied using the AquaSEAL™ laminators.

ORDER NUMBER AND GLOSS:

D308 Clear Gloss

D310 Clear Flat Matte

Available in containers sizes: quart, gallon, 5 gallon pail and 200 liter drums.

TRIANGLE DIGITAL USA

2125 Williams Street
San Leandro, CA 94577 USA
800 895 8001
510 895 8001 TEL
510 895 8080 FAX
www.triangledigital.biz

TRIANGLE™





ClearFlex™ Coatings

Fleet ClearFlex™

UV Protection for Fleet Graphics

DESCRIPTION:

Fleet ClearFlex, Triangle's premier protective clear coat, is an extremely durable, waterborne clear coating. Formulated specifically for fleet and vehicle graphics, this coating minimizes the effects of UV light transmission, oxidation, moisture and temperature, and has an increased resistance to abrasion. **Fleet ClearFlex** was designed to protect digital prints on vinyl, piezo inkjet prints, electrostatic transfer prints, superwide output, proofs, and signs and banners. Available in gloss (D316), semigloss (D317), and matte (D318), **Fleet ClearFlex** can be easily applied by brush, roll, spray, or by automated applicators (i.e.: AquaSeal™ 1000).

UV PROTECTION:

Fleet ClearFlex contains both ultraviolet absorbers (UVA's) and hindered amine light stabilizers (HALS) for the maximum in UV light protection. UVA's absorb harmful UV radiation to protect the coating and substrate. HAL's inhibit the breakdown in a coatings binder by means other than absorption. When applied at the recommended thickness, 1 mil DFT, media will be protected from premature fading for up to 3 – 5 years, blocking out 99% of UV transmission.

PRINT DURABILITY:

Fleet ClearFlex protects digitally produced images, namely fleet graphics, truck side graphics, vehicle wraps, and billboards from abrasion, water, and premature fading while maintaining the flexibility of the media. It also "pops" the colors, giving a wet look to the print. While providing the below features, **Fleet ClearFlex** also maintains a lower cost per square foot in comparison to hard laminates.

ADVANTAGES:

- UV inhibiting, Non-yellowing.
- RF weldable, Very flexible
- Increased abrasion resistance.
- Waterproof.
- Chemical resistance to:
Gasoline, oils, diesel fuel, and detergents

VOC: 235 g/l - (1.96 lbs./gal.)

FLASH POINT: 167°F

COVERAGE: [theoretical at 1 mil DFT] 505 sq. ft./gal.

DRY TIME: [60°F at 50% RH and 1 mil DFT] 1 hr.



APPLICATION:

Always Test Before Production Use.

Application of **Fleet ClearFlex** varies depending on your company's production needs.

* Surfaces must be thoroughly dried prior to application.

Brushing: On smaller projects with fewer prints, brushing the **Fleet ClearFlex** on with a disposable 4" foam brush or foam paint pad is the best method. Apply slowly with light pressure to avoid bubbling.

Rolling: Use a ¼" close nap roller for the best performance on medium to large surfaces. Always load the applicator with the maximum amount of coating as possible and apply with light pressure to obtain a smooth coat without air bubbles. Vigorous rolling and high pressure may produce trapped bubbles on the surface.

Mopping: For large or extra-large surfaces (i.e.: billboards) mopping the material on with squeegees is a recommended method of application if space allows. This method is fast and will give a smooth, even coat across the entire image.

Spraying: Using conventional air atomization equipment or HVLP spray equipment is a good method for application on outdoor murals, statues, and other three dimensional objects. Fluid tip size should be .045"-.060" at 30 pound atomizing pressure at 9- 12 cfm.

Automated: **Fleet ClearFlex** may be applied using the AquaSEAL™ laminators.

ORDER NUMBER AND GLOSS:

D316 Clear UV Gloss

D317 Clear UV Semigloss

D318 Clear UV Matte/Flat

Available in containers sizes: quart, gallon, 5 gallon pail and 200 liter drums.

TRIANGLE DIGITAL USA

2125 Williams Street
San Leandro, CA 94577 USA
800 895 8001
510 895 8001 TEL
510 895 8080 FAX
www.triangledigital.biz

TRIANGLE™





ClearFlex™ Coatings

LiquiLam™

UVA-HALS Clear Liquid Laminate



DESCRIPTION:

LiquiLam is an extremely durable, solvent based, clear acrylic polymer formulated to protect water-sensitive inkjet prints on watercolor paper or other highly absorbent materials. This non-yellowing clear coat is designed to stabilize the print image while protecting against abrasion, moisture, and premature fading. As with most acrylic copolymer systems, compatibility with some vinyl substrates could pose problems. (Not recommended for use on vinyl substrates due to tackiness caused by vinyl plasticizer migration.) Available in only in gloss (D409) **LiquiLam** can be easily applied by brush, roll, or spray. Available in 19 ounce, by weighty, or 24 ounce, by fluid volume, aerosol spray can.

UV PROTECTION:

LiquiLam contains both ultraviolet absorbers (UVA's) and hindered amine light stabilizers (HALS) for the maximum in UV light protection. UVA's absorb harmful UV radiation to protect the coating and substrate. HAL's inhibit the breakdown in a coatings binder by means other than absorption. When applied at the recommended thickness, 1 mil DFT, media will be protected from premature fading for up to 3 – 5 years, blocking out 99% of UV transmission.

Note: No amount of UV protection found within this product will prevent dyes from fading.

* Not intended for outdoor use.

PRINT DURABILITY:

LiquiLam is a protective liquid laminate for bonded art paper inkjet (giclée) printed images. It protects the art, either interior or exterior, from abrasion, moisture and premature fading.

ADVANTAGES:

- UV inhibiting (blocks 99% UV light transmission)
- Non-yellowing
- Abrasion resistance
- Fast dry
- Resistant to water staining
- Flexible

VOC: 635 g/l - (5.3 lbs./gal.)

FLASH POINT: 65° F (18.3° C)

COVERAGE: [theoretical at 1 mil DFT] 317 sq. ft./gal.

DRY TIME: [60°F at 50% RH and 1 mil DFT] 1 hr.

APPLICATION:

Always Test Before Production Use.

Application of **LiquiLam** varies depending on your company's needs:

Brushing: On smaller projects brushing the **LiquiLam** on with a disposable 4" foam brush or foam paint pad is the best method. Apply slowly with light pressure to avoid bubbling.

Note: Solvents in the coating may cause the foam to break down over time.

Rolling: Use a ¼" close nap roller or foam roller for the best performance on medium to large surfaces. Always load the applicator with the maximum amount of coating as possible and apply with light pressure to obtain a smooth coat without air bubbles. Vigorous rolling and high pressure may produce trapped bubbles on the surface.

Spraying: Using conventional air atomization equipment or HVLP spray equipment is a good method for application on outdoor murals, statues, and other three dimensional objects. Fluid tip size should be .045"- .060" at 30 pound atomizing pressure at 9-12 cfm.


ORDER NUMBER AND GLOSS:

D409 Clear gloss
Available in containers sizes: 19 oz. aerosol can, quart, gallon, 5 gallon pail and 200 liter drums.

TRIANGLE DIGITAL USA

2125 Williams Street
San Leandro, CA 94577 USA
800 895 8001
510 895 8001 TEL
510 895 8080 FAX
www.triangledigital.biz

TRIANGLE™





ClearFlex™ Coatings

Bulldog Ultra™

Digital Giclée Fine Art Protection



DESCRIPTION:

Bulldog Ultra, is Triangle's coating solution for the digital fine art industry. **Bulldog** is a solvent borne vinyl elastomer clear coat designed to protect water sensitive inkjet prints on canvas and paper (i.e.: giclées) from premature fading, water, abrasion, cracking and peeling. This coating is also compatible with flexible vinyl, photographic media, self-adhesive vinyl, and some papers. **Bulldog** is available in gloss (D412), semigloss (D413), and matte (D414) and can be applied using a foam brush, roller, spray equipment, or automated applicators (i.e.: AquaSeal™ 1000 with solvent conversion kit).

UV PROTECTION:

Bulldog Ultra contains both ultraviolet absorbers (UVA's) and hindered amine light stabilizers (HALS) for the maximum in UV light protection. UVA's absorb harmful UV radiation to protect the coating and substrate. HAL's inhibit the breakdown in a coatings binder by means other than absorption. Life expectancy of any inkjet print is dependant on many factors. When **Bulldog** is applied at the recommended thickness, 1 mil DFT, you can expect at least a doubling of display life.

Note: No amount of UV protection found within this product will prevent dyes from fading.

PRINT DURABILITY:

Bulldog Ultra protects digitally reproduced fine art, namely giclées, as well as digitally produced art on some papers from abrasion, water, peeling, cracking, and premature fading while maintaining the flexibility of the media. **Bulldog** is a fast dry, very elastic coating that will not turn yellow, oxidize, check, crack or peel.

Note: Not designed for use on microporous or water-resistant inkjet receptors.

ADVANTAGES:

- UV inhibiting
- Non-yellowing.
- Abrasion resistant
- Very flexible
- Fast dry
- Waterproof

VOC: 749 g/l – (7.17 lbs./gal.)

FLASH POINT: 84° F. (29° C.)

COVERAGE: [theoretical at 1 mil DFT] 298 sq. ft./gal.

DRY TIME: [60°F at 50% RH and 1 mil DFT] 10 mins.

APPLICATION:

Always Test Before Production Use.

Application of **Bulldog** varies depending on your company's needs. Apply one or more coats to yield 1 mil DFT for full UV and water protection. Use on some papers will only stabilize the image. For absorbent paper try LiquiLam, D409.

* Surfaces must be thoroughly dried prior to application.

Brushing: On smaller projects brushing the **Bulldog** on with a disposable 4" foam brush or foam paint pad is the best method. Apply slowly with light pressure to avoid bubbling.

Note: Solvents in the coating may cause the foam to break down over time.

Rolling: Use a ¼" close nap roller or foam roller for the best performance on medium to large surfaces. Always load the applicator with the maximum amount of coating as possible and apply with light pressure to obtain a smooth coat without air bubbles. Vigorous rolling and high pressure may produce trapped bubbles on the surface.

Spraying: Using conventional air atomization equipment or HVLP spray equipment is a good method for application for any fine art reproductions as well as outdoor murals, statues, and other three dimensional objects. Fluid tip size should be .045" – .060" at 30 pound atomizing pressure at 9 – 12 cfm.

Automated: **Bulldog Ultra** may be applied using the AquaSEAL™ laminators with the solvent conversion kit.

ORDER NUMBER AND GLOSS:


- D412 Bulldog Ultra, Gloss
- D413 Bulldog Ultra, Semigloss
- D414 Bulldog Ultra, Matte/Flat

Available in containers sizes: 16 oz. aerosol can, quart, gallon, 5 gallon pail and 200 liter drums.

TRIANGLE DIGITAL USA

2125 Williams Street
San Leandro, CA 94577 USA
800 895 8001
510 895 8001 TEL
510 895 8080 FAX
www.triangledigital.biz

TRIANGLE™





ClearFlex™ Coatings

Graffiti Release™

Graffiti Resistant UV Coating

DESCRIPTION:

Graffiti Release is an extremely high performance two-part air-dry urethane graffiti resistant coating. This heavy duty solvent based coating offers protection in severe service areas; outdoor murals and signage, chemical exposure, high traffic (graffiti prone) areas, and floor graphics. **Graffiti Release**, designed for resistance to UV light exposure, chemicals (acids, alkalis, and solvents), moisture, and saltwater spray has excellent hardness providing an almost baked like quality finish. This coating has a reduced gloss (semigloss D460) for better outdoor viewing and a chemical additive that allows for easy removal of graffiti. Brush, roller, or spray equipment may apply it.

UV PROTECTION:

Graffiti Release contains both ultraviolet absorbers (UVA's) and hindered amine light stabilizers (HALS) for the maximum in UV light protection. UVA's absorb harmful UV radiation to protect the coating and substrate. HAL's inhibit the breakdown in a coatings binder by means other than absorption. When applied at the recommended thickness, 1 mil DFT, media will be protected from premature fading for up to 3-5 years, blocking out 99% UV transmission.

PRINT DURABILITY:

Graffiti Release was formulated for interior and exterior digital prints, metal, wood, plastic, masonry and graphic arts surfaces. Typically used on business signs, outdoor advertising signs, floor graphics, and sculptures. When applied with a recommended 2 mils minimum DFT and allowed full cure, the coating will provide the advantages listed below.

ADVANTAGES:


- UV inhibiting (Blocks 99% UV Light Transmission)
- Graffiti resistant clear
- Excellent hardness and abrasion resistance
- Non-yellowing
- Resistant to most solvents
- Flexible

VOC: [mixed 3:1] 335 g/l – (2.8 lbs./gal.)

FLASH POINT: 60° F

COVERAGE: [theoretical at 1 mil DFT] ... 700 sq. ft./gal.

DRY TIME: [60°F at 50% RH and 1 mil DFT] 3 hr.



APPLICATION:

Always Test Before Production Use.

Graffiti Release is designed for spray application only. For proper surface protection and easy removal of the graffiti, enough coating must be applied to seal the surface thoroughly. The substrate will require at least two coats and full cure. On rough surfaces spray application is the most effective method of application, however, on small surfaces, application by brush or roller is possible.

Airless Spray: D460 requires large pumps and high pressure to atomize. Min. 1 ½ gpm pumps at 2500-3000 psi and .015-.017 tips. When 20' vertical rises are necessary use larger pumps.

Conventional Spray: .050 fluid tip nozzle, air cap suitable for available air and medium to heavy viscosity paints, 40 psi fluid pressure and 80-100 psi air pressure.

Graffiti Removal: Soiling and or graffiti are easily cleaned from the treated surface using commercial cleansers or ordinary lacquer thinner. There is simply no better way to protect an image.

ORDER NUMBER AND GLOSS:

D460 100 % Clear

D460B Hardener

Available in one gallon kits.

TRIANGLE DIGITAL USA

2125 Williams Street
San Leandro, CA 94577 USA
800 895 8001
510 895 8001 TEL
510 895 8080 FAX
www.triangledigital.biz

TRIANGLE™

